

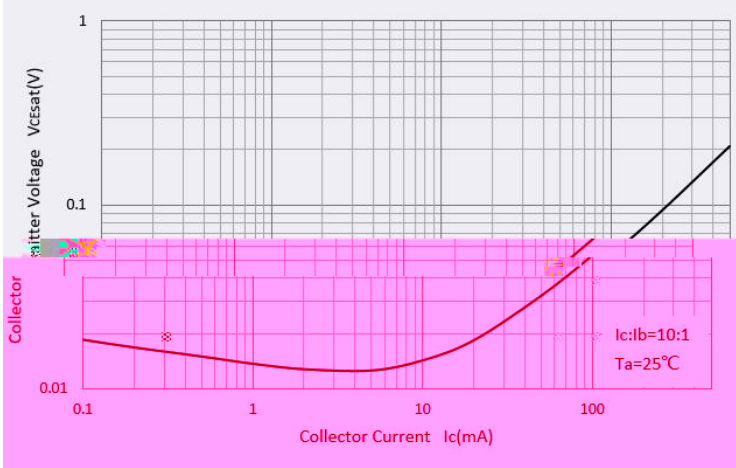
**BC818-16 THRU BC818-40**



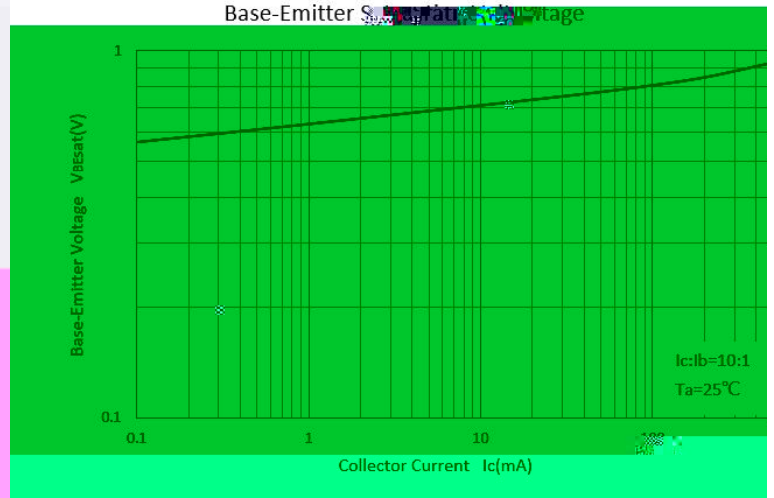


# BC818-16 THRU BC818-40

### Collector-Emitter Saturation Voltage




### Base-Emitter Saturation Voltage



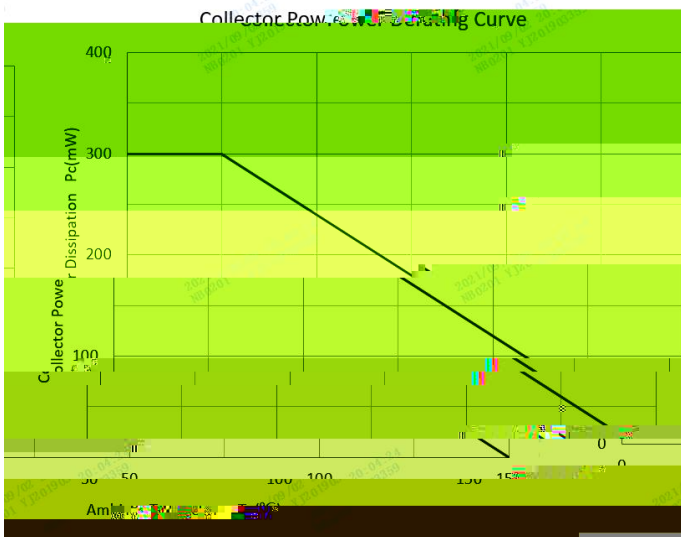
### Base-Emitter On Voltage



### Cob/Cib-Vce



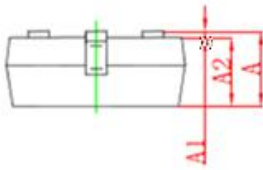
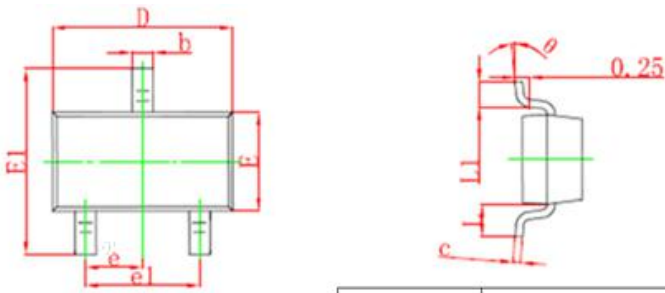
### Collector Power Dissipation Curve





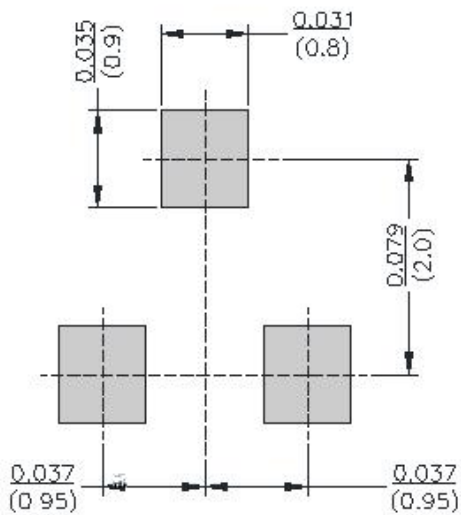
# BC818-16 THRU BC818-40

## SOT-23 Package Outline Dimensions



Symbol	Dimensions In Millimeters		Dimensions In Inches	
	Min	Max	Min	Max
A	0.900	1.150	0.035	0.045
A1	0.000	0.100	0.000	0.004
A2	0.900	1.050	0.035	0.041
b	0.300	0.500	0.012	0.020
c	0.100	0.200	0.004	0.008
D	2.800	3.000	0.110	0.118
E	1.300	1.400	0.047	0.055
E1	2.250	2.550	0.089	0.100
e	0.950TYP		0.037TYP	
e1	1.800	2.000	0.071	0.079
L	0.550REF		0.022REF	
L1	0.300	0.500	0.012	0.020
e	0"	3"	0"	8"

## SOT-23 Soldering Footprint





## BC818-16 THRU BC818-40

---

Disclaimer

---